

STEPS TO SET UP A CIRCLES OF SUPPORT GROUP

CIRCLES of SUPPORT

STEP 1:

Find five or six adults and/or older children who want to help children.

STEP 2:

Make a time to sit down with these people and explain all about Circles of Support. Use the Circles of Support Poster to help you.



SETTING UP A CIRCLES OF SUPPORT GROUP

When you read this you are taking the first step to setting up a **Circles of Support** group.



STEP 3:

Explain that all members of the Circles of Support group are volunteers. Ask each member to think about how long they think that they can commit to the Circles of Support group.

STEP 4:

Remember to write down the names and contact details of all the members of your Circles of Support group.


What is a **Circles of Support** group?




A **Circles of Support** group is a group of 5 or 6 adults or older children. They meet regularly to find ways to support children and make sure they go to school regularly.

Circles of Support is a pilot project in three SADC countries: Botswana, Namibia and Swaziland. A project funded by the European Union. Implemented by HDA. The project wishes to acknowledge the partners in each country:

- Botswana Ministry of Education
- Namibian Ministry of Basic Education, Sports and Culture
- Swaziland Ministry of Education.




Who can be part of a Circles of Support group?




Members of a Circles of Support group can be anyone who would like to support a child.


- a teacher
- any worker at a school
- a parent at a school
- an older student at a school
- a community representative
- relatives, neighbours and friends of a child needing support




How does a Circles of Support group work?




Everyone is a volunteer. Each member signs a pledge to say how long he/she will volunteer to work in the group.




What can a Circles of Support group do?



It can help up to 10 children to go to school regularly. It is an example to the rest of the community of how to support children.



Why have I been chosen to set up a Circles of Support group?



You have been chosen because you have special qualities to help children.

Think about this!

Everyone has certain personal qualities that can help them to support children in need. Put a tick next to the qualities that you have or add any other qualities that you think are important.

Important qualities I have to help children:

- I am friendly
- I listen to children
- Children enjoy being with me
- I am reliable
- I can motivate others
- I am good at sorting out problems
- I care about my community
- Other people respect me
- Other people trust me
- Other important qualities _____